




# あじさい型紙の作り方（真ん中辺り）




1, 100円玉の縁に沿って円を描く




2, 1の円より少し大きい円を描く




3, 円に十字線を引く



4, 縦線に沿って猫の目形を描く



5, 横線に沿って猫の目形を描く



6, 斜線の黒っぽい部分が切り抜く部分